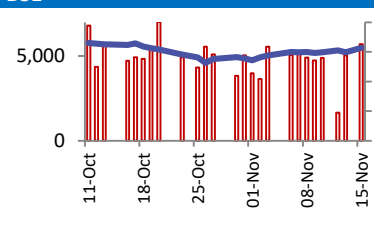
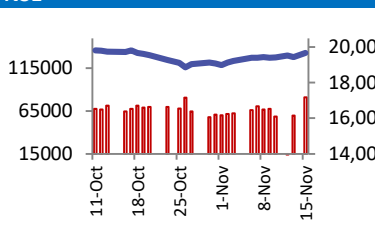


BSE		NSE																																											
	<table border="1"> <tr><td>70,000</td><td>Open</td><td>65462</td></tr> <tr><td>65,000</td><td>High</td><td>65748</td></tr> <tr><td>60,000</td><td>Low</td><td>65374</td></tr> <tr><td>55,000</td><td>Close</td><td>65676</td></tr> <tr><td>50,000</td><td>Change</td><td>742</td></tr> <tr><td></td><td>Volume (Lacs)</td><td>8654</td></tr> <tr><td></td><td>Turnover (Rs.inCr)</td><td>5704</td></tr> </table>	70,000	Open	65462	65,000	High	65748	60,000	Low	65374	55,000	Close	65676	50,000	Change	742		Volume (Lacs)	8654		Turnover (Rs.inCr)	5704		<table border="1"> <tr><td>20,000</td><td>Open</td><td>19651</td></tr> <tr><td>18,000</td><td>High</td><td>19693</td></tr> <tr><td>16,000</td><td>Low</td><td>19580</td></tr> <tr><td>14,000</td><td>Close</td><td>19675</td></tr> <tr><td></td><td>Change</td><td>232</td></tr> <tr><td></td><td>Volume(Lacs)</td><td>44794</td></tr> <tr><td></td><td>Turnover(Rs.in Cr)</td><td>81076</td></tr> </table>	20,000	Open	19651	18,000	High	19693	16,000	Low	19580	14,000	Close	19675		Change	232		Volume(Lacs)	44794		Turnover(Rs.in Cr)	81076
70,000	Open	65462																																											
65,000	High	65748																																											
60,000	Low	65374																																											
55,000	Close	65676																																											
50,000	Change	742																																											
	Volume (Lacs)	8654																																											
	Turnover (Rs.inCr)	5704																																											
20,000	Open	19651																																											
18,000	High	19693																																											
16,000	Low	19580																																											
14,000	Close	19675																																											
	Change	232																																											
	Volume(Lacs)	44794																																											
	Turnover(Rs.in Cr)	81076																																											

World Markets	Current	Previous	Pt. Chg	Var(%)
Dow	34991	34828	164	0.5%
Dow Futures	34983	35050	(67)	-0.2%
Nasdaq	14104	14094	9	0.1%
FTSE	7487	7440	46	0.6%
Nikkei	33282	33520	(237)	-0.7%
Hang Seng	17760	18079	(319)	-1.8%
Gift Nifty	19752	19764	(13)	-0.1%
Straits Singapore	3109	3132	(23)	-0.7%
South Korea	2482	2487	(5)	-0.2%
Taiwan	17126	17129	(3)	0.0%
Shanghai	3057	3073	(16)	-0.5%

Commodity Prices	Current	Previous	Pt. Chg	Var(%)
Copper (\$/MT)	8266	8235	30.5	0.4%
Alumin (\$/MT)	2233	2231	1.5	0.1%
Zinc (\$/MT)	2656	2601	55.5	2.1%
Brent Crude (\$/bbl)	80.5	81.2	(0.7)	-0.9%
Gold (\$/Ounce)	1959	1960	(0.6)	0.0%
Silver (\$/Ounce)	23.3	23.4	(0.1)	-0.5%
Light Crude (\$/bbl)	76.0	76.7	(0.7)	-0.9%
N G (\$/mmbtu)	3.2	3.2	(0.0)	-1.1%
Sugar (\$/MT)	734.6	732.3	2.3	0.3%
Rubber (Rs./kg)	154.0	155.0	(1.0)	-0.6%
Baltic Dry Index	1688	1662	26.0	1.6%

Currency Exchange Rate	Current	Previous	Var(%)
Rs./\$ rate	83.15	83.33	-0.22%
Rs./ Euro	90.24	89.07	1.31%
Rs./Chinese Yuan	11.45	11.47	-0.17%
Yen /\$ rate	151.28	151.36	-0.05%
\$ US/Euro	1.08	1.08	-0.10%

Dollar Index	Current	Previous	Var(%)
Dollar Index	104.53	104.39	0.13%

Support/ Resistance Levels for Today		
	Nifty	Bank Nifty Fut
Support 1	19600	44300
Support 2	19500	44200
Resistance	19740	44460

Securities in Ban For Trade	
DELTACORP	HINDCOPPER
IBULHSGFIN	MCX
SAIL	ZEEL

Market Review

US: US stocks closed slightly higher on Wednesday, as fresh inflation data reinforced investor hopes that the Federal Reserve is done raising interest rates, while retail stocks were boosted by an upbeat forecast from Target.

Asia: Asian markets were trading mixed on Thursday as investors digested high-level discussions between U.S. President Joe Biden and Chinese President Xi Jinping, while it was left to be seen if optimism about further signs of cooling U.S. inflation would carry through the day.

India: The Indian benchmark indices erased all the previous-session losses and ended on a positive note on Wednesday, amid buying across the sectors. **Market is expected to open positive note and profit booking may be seen at higher levels during the day.**

Global Economy: China's new home prices fell for the fourth month in October, official data showed on Thursday, as government support measures did little to lift the gloom hanging over the country's consumers and its debt-laden property sector. New home prices fell 0.3% month-on-month after a 0.2% dip in September.

U.S. retail sales fell in October, though by less than expected, after months of strong gains, pointing to slowing demand that could further strengthen expectations that the Federal Reserve is done hiking interest rates. Retail sales slipped 0.1% last month, the Commerce Department's Census Bureau said on Wednesday. Data for September was revised higher to show sales increasing 0.9% instead of the previously reported 0.7% rise. Economists polled by Reuters had forecast retail sales would fall 0.3%.

Commodities: Gold prices were flat in early Asian hours on Thursday as the dollar firmed after strong U.S. retail sales data, offsetting support from hopes that the Federal Reserve had come to the end of its tightening cycle.

Oil prices extended losses into Asian trade on Thursday after a bigger-than-expected weekly build in U.S. crude stockpiles, while signs of easing demand in China also weighed.

Currency: The dollar held its ground early on Thursday after a volatile two days that saw sharp declines followed by a rebound as traders took incoming economic data as signalling the Federal Reserve will wait longer before cutting interest rates.

FII Derivative Transactions (Rs. Cr)

Contracts	Purchase		Sell		Net Value	Open Interest (OI)		OI (Previous day)		Change	
	Contract	Value	Contract	Value		Contract	Value	Contract	Value	Contract	Value
Index Future	56846	4502	52630	4155	347	240545	20085	235585	19364	4960	721
Index Option	30796756	2203854	31608115	2262600	(58746)	3297300	292613	3819088	311248	(521788)	(18635)
Stock Future	237752	17237	168857	12505	4732	2593328	185394	2586941	182764	6387	2630
Stock Option	309772	22816	309313	22779	37	277028	20154	254737	18345	22291	1809
Total	31401126	2248409	32138915	2302039	(53630)	6408201	518246	6896351	531721	(488150)	(13475)

FII All Activity-BBG (Rs Cr)	Buy	Sell	Net
7-Nov-23	7824	8136	(312)
8-Nov-23	6790	7683	(893)
9-Nov-23	7315	8777	(1462)
10-Nov-23	12417	7089	5328
13-Nov-23	6330	7268	(938)
Month to date-Nov	72167	73149	-982
FII (Prov.) (Rs Cr)	Buy	Sell	Net
9-Nov-23	7167	8879	(1712)
10-Nov-23	6584	6845	(262)
12-Nov-23	12	202	(190)
13-Nov-23	5991	7236	(1244)
15-Nov-23	15621	15071	550
Month to date- Nov	80435	87515	(7080)
DII (Prov.) (Rs. Cr)	Buy	Sell	Net
9-Nov-23	7931	6418	1512
10-Nov-23	6239	5417	823
12-Nov-23	121	26	95
13-Nov-23	5614	4783	830
15-Nov-23	8165	7555	610
Month to date-Nov	75089	65993	9096
FII Debt - BBG (Rs. Cr)	Buy	Sell	Net
7-Nov-23	2199	707	1492
8-Nov-23	1424	248	1176
9-Nov-23	976	125	851
10-Nov-23	3229	74	3155
13-Nov-23	438	16	422
Month to date-Nov	20430	11598	8831

Market Breadth	BSE		NSE	
	No.	%	No.	%
Advance	2215	57%	1500	60%
Decline	1538	40%	928	37%
Unchanged	131	3%	82	3%

Market Turnover	15-Nov	13-Nov	Var (%)
BSE Cash	5704	5037	13%
NSE Cash	81076	59814	36%
NSE Futures	108419	70244	54%
NSE Options	39688816	31411919	26%
Total (Rs.Cr)	39884015	31547015	26%

Volatility Index	15-Nov	13-Nov
Volatility Index	11.14	11.19

Index PE - TTM	15-Nov	Yr. High	Yr. Low
Sensex	23.3	26.0	21.8
Nifty	21.1	24.2	20.0

Corporate News

ONGC plans to invest Rs 1 lakh crore to set up 2 petrochemical plants

The firm is looking to build separate oil-to-chemical (O2C) projects. Strengthening its chemicals business will also help the state-run oil explorer cut its reliance on the volatile oil market and improve profitability in the long run. ONGC aims to substantially expand its chemical and petrochemical portfolio from the current 4.2 million tonnes per annum to 8.5-9 million tonnes by 2030. (FE)

Siemens AG to acquire 18 per cent stake in Siemens Ltd for 2.1 billion euros

The move will help the firm raise its stake in the India unit, Siemens Ltd, to 69% from 51% at present. Siemens AG will acquire the stake from Siemens Energy, whose stake in Siemens Ltd will come down from 24% to 6%. With the intended acquisition, Siemens and Siemens Energy will accelerate unbundling the business activities of the Indian subsidiary Siemens Ltd. (FE)

RBI asks Bajaj Finance to stop loan disbursal via its two lending products

The Reserve Bank of India (RBI) has asked Bajaj Finance to stop sanctioning and disbursing loans under its lending products — 'eCOM' and 'Insta EMI Card' with immediate effect. The action is due to the non-adherence of the NBFC to the extant provisions of the digital lending guidelines of the central bank. (BS)

Economy

India's October trade gap widens to a record \$31.5 bn, higher than poll of \$20.50 bn

India's exports rose by 6.2% to \$33.57 billion in October this year, as against \$31.6 billion a year ago. Imports rose to \$65.03 billion in October, as against \$57.91 billion in October 2022. The sharp spike in global crude oil prices has led to an increase in the country's import bill. Similarly, gold imports were up 5.5% to \$29.48 billion compared to October 2022. Services exports in October were \$28.70 billion as compared to \$29.37 billion in September and imports were \$14.32 billion as against \$14.91 billion in September. (ET)

International

Renault sets out targets for EV unit, won't sell it cheap

Renaults electric vehicles unit Ampere would see revenue more than treble to 10 billion euros (\$10.8 billion) in 2025 as it sought to fire up doubtful investors ahead of a planned market listing of the business next year. The group set out financial targets for the unit, including revenue of 25 billion euros in 2031, break-even in 2025 and an operating margin of at least 10% from 2030. (Inv)

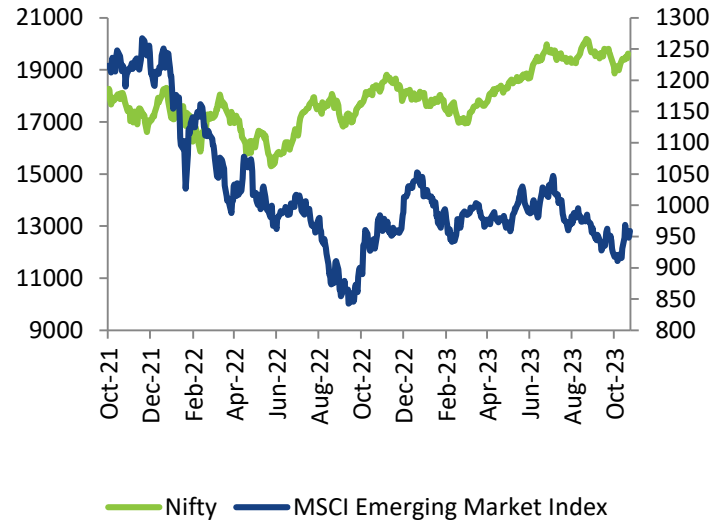
Top 5 Nifty Gainers	15-Nov	13-Nov	Var(%)
EICHERMOT	3848	3645	5.6%
TECHM	1174	1131	3.7%
HINDALCO	505	488	3.7%
TATAMOTORS	672	653	2.8%
INFY	1411	1374	2.7%
Top 5 Nifty Losers	15-Nov	13-Nov	Var(%)
BAJFINANCE	7224	7361	-1.9%
INDUSINDBK	1494	1510	-1.0%
POWERGRID	210	212	-1.0%
NA	NA	NA	NA
NA	NA	NA	NA

BSE Index Watch	Last	1 day	1 wk	1 mth	1 yr
SENSEX	65676	1.1%	1.1%	-0.7%	6.0%
MIDCAP	33118	0.9%	2.1%	2.3%	30.8%
SMLCAP	39253	1.1%	2.4%	2.4%	35.5%
AUTO	37919	1.6%	2.7%	1.3%	26.2%
BANKEK	50047	0.8%	1.3%	0.7%	2.9%
Capital Goods	48475	1.1%	3.0%	0.8%	45.8%
FMCG	18976	0.7%	0.0%	0.1%	18.6%
Health Care	28951	0.2%	1.1%	2.8%	22.4%
IT	32023	2.3%	1.5%	-0.5%	6.5%
METAL	23838	1.3%	4.4%	1.4%	19.1%
Oil & Gas	19548	1.6%	1.0%	2.9%	-2.3%
Power	4639	0.5%	2.3%	2.1%	-3.1%
Realty	5409	3.0%	4.5%	11.1%	51.6%

NSE USD Futures	15-Nov	13-Nov	Var (%)
Nov Expiry (Rs./\$)	83.12	83.32	-0.2%
Dec Expiry (Rs./\$)	83.12	83.32	-0.2%
Total Turnover (Rs. Crore)	47752	15091	216%

Sectors	TTM PE
Auto	28.12
Auto Ancillary	39.49
Banking	14.52
Engineering	39.67
Cement	77.21
Diamonds & Jewellery	38.3
Housing Finance	19.65
Infrastructure & Const	28.37
Metals-Aluminium	34.68
Metal - Steel	15.57
Oil Expl.	13.28
Pharma	8.88
Power – Gen. Supp.	41.85
Information Tech.	14.56
Sugar	15.12
Telecom Serv. Prov.	25.86
Tyres	28.67

Nifty VS MSCI Emerging Market Index (Source:BBG)



10 year G-Sec Yield	Current	Previous	Change
US	4.51%	4.53%	(2) bps
Japan	0.80%	0.80%	0 bps
India	7.22%	7.28%	(6) bps
UK	4.23%	4.15%	8 bps
Libor 3 Mths	5.65%	5.64%	1 bps

Indian Eco Data	Current	Previous	Var(%)
Forex Reserve (US\$ in bn)	525	528	-0.7%
Inflation – WPI	-0.52%	-0.26%	(26) bps
Inflation – CPI	4.87%	5.02%	(15) bps

India GDP	Q4FY23	Q4FY22	Var(%)
Growth	8.00%	6.06%	194 bps

Monetary Policy	Current	Previous	Change
Repo Rate	6.50%	6.50%	0 bps
Reverse Repo Rate	3.35%	3.35%	0 bps
CRR	4.50%	4.50%	0 bps
O/S Banking System Liquidity (Rs bn)	-343	-374	31.6

IIP Growth %	Sep-23	Sep-22	YTD
IIP	5.8	3.3	5.5
Mining	7.4	11.4	8.0
Manufacturing	4.5	2.0	5.1
Electricity	9.9	11.6	6.7

ADR Price Movement

Company	Price (US\$)	Volume	Previous Day Price	Volume	Variance (%)	No. of Share Per ADR	ADR Price (Rs.)	BSE Price	Variance (%)
Infosys Tech	17.36	10004059	16.92	6902246	2.60%	1	1443.40	1410.50	2.3%
Wipro	4.68	1608566	4.61	1336048	1.52%	1	389.12	391.65	-0.6%
Dr.Reddy's	65.72	284083	65.27	211406	0.69%	1	5464.29	5419.95	0.8%
ICICI Bank	22.51	10043133	22.67	8294903	-0.71%	2	935.80	941.10	-0.6%
HDFC Bank	58.52	1563448	58.70	2432071	-0.31%	3	1621.88	1504.40	7.8%

GDR's (US\$)

	Prices	Prev. Close	Change	Var %
L&T	37.00	37.30	(0.3)	-0.8%
RIL	56.80	57.00	(0.2)	-0.4%
SBI	70.90	70.70	0.2	0.3%

Economic Calendar

	Date
Indian GDP Data	30 Nov
Indian Inflation Data CPI	12 Dec
Indian Inflation Data WPI	14 Dec
Indian Monetary Policy	8 Dec
India's Industrial Production (IIP)	12 Dec
US Inflation Data	To be announced
US GDP	29 Nov
US Unemployment Data	8 Dec
US Fed Rate	14 Dec
China GDP	16 Jan
China Inflation Data	09 Dec

US Economy Data	Current	Previous
Inflation (%) (YoY)	3.20%	3.70%
Unemployment (%)	3.90%	3.80%

Interest Rate (%)	Current	Previous
Fed Rate	5.50%	5.50%

US GDP	Q3CY23	Q2CY23	Q4CY22
Growth (QoQ Annualized)	4.90%	2.10%	2.60%

China Economy Data	Current	Previous
GDP	4.90%	6.30%
Inflation – CPI (%)	-0.20%	0.00%

Event Update

Name	Date	Purpose
Bayer CropScience Ltd.	16-11-2023	Rs.105.00 per share(1050%)Interim Dividend
Cigniti Technologies Ltd.	16-11-2023	Rs.3.00 per share(30%)Interim Dividend
Container Corporation Of India Ltd.	16-11-2023	Rs.3.00 per share(60%)Second Interim Dividend
MSTC Ltd.	16-11-2023	Rs.5.50 per share(55%)Interim Dividend
Power Grid Corporation Of India Ltd.	16-11-2023	Rs.4.00 per share(40%)Interim Dividend
Saksoft Ltd.	16-11-2023	Rs.0.40 per share(40%)Interim Dividend
Sundram Fasteners Ltd.	16-11-2023	Rs.2.68 per share(268%)Interim Dividend
Archean Chemical Industries Ltd.	17-11-2023	Rs.1.00 per share(50%)Interim Dividend
Bhagiradha Chemicals & Industries Ltd.	17-11-2023	First Interim Dividend
Computer Age Management Services Ltd.	17-11-2023	Rs.10.00 per share(100%)Interim Dividend
Crown Lifters Ltd.	17-11-2023	Dividend
Gabriel India Ltd.	17-11-2023	Rs.1.50 per share(150%)Interim Dividend
IFL Enterprises Ltd.	17-11-2023	Rs.0.0001 per share(0.01%)Interim Dividend
Indian Railway Catering And Tourism Corporation Ltd.	17-11-2023	Rs.2.50 per share(125%)Interim Dividend
Info Edge (India) Ltd.	17-11-2023	Rs.10.00 per share(100%)Interim Dividend
Jamna Auto Industries Ltd.	17-11-2023	Rs.1.10 per share(110%)Interim Dividend
KP Energy Ltd.	17-11-2023	Rs.0.20 per share(4%)Interim Dividend
Man InfraConstruction Ltd.	17-11-2023	Rs.0.36 per share(18%)Interim Dividend
Metropolis Healthcare Ltd.	17-11-2023	Rs.4.00 per share(200%)Interim Dividend
MRF Ltd.	17-11-2023	Rs.3.00 per share(30%)Interim Dividend
Nile Ltd.	17-11-2023	Rs.3.00 per share(30%)Interim Dividend
Panama Petrochem Ltd.	17-11-2023	Rs.3.00 per share(150%)Interim Dividend

Bulk Deal As On 15/11/23

BSE					
Security Code	Security Name	Client Name	Deal	Quantity	Price
539773	ADVIKCA	SILVERTOSS SHOPPERS PRIVATE LIMITED	S	3416720	2.96
542057	BCPL	DHEERAJ KUMAR LOHIA	B	87352	73.11
539120	BFFL	ALAM MOHD MAQSOOD	S	51241	16.75
539120	BFFL	VIKAS MEHRA	B	50000	16.75
522001	CRANEX	KUNAL NAHAR HUF	B	30528	53.33
504351	EMPOWER	AVANCE VENTURES PRIVATE LIMITED	S	15807998	1.08
531739	GENNEX	ANUPRIYA CONSULTANTS PVT LTD	S	1314391	13.69
539697	HILIKS	MANSI SHARE & STOCK ADVISORS PRIVATE LIMITED	B	50000	32.23
539697	HILIKS	YATHIRAJAM MADHUSESHU (HUF)	S	34000	32.23
541983	INNOVATIVE	SHEELA DEVI	S	75000	26.08
530259	INTSTOIL	GOVINDBHAI LALJIBHAI KAKADIA	S	41752	41
517063	JETKINGQ	JUUHI OMPRAKASH AHUJA	S	59560	50.1
517063	JETKINGQ	SIDDARTH SURESH BHARWANI	B	60000	50.1
538539	JTAPARIA	AMAN RUNGTA	S	81553	67
538539	JTAPARIA	MANSI SHARE & STOCK ADVISORS PRIVATE LIMITED	B	225001	67
538539	JTAPARIA	MULTIPLIER SHARE & STOCK ADVISORS PRIVATE LIMITED	S	98202	66.89
590041	KAVVERITEL	MANSI SHARE & STOCK ADVISORS PRIVATE LIMITED	B	200000	13.07
504084	KAYCEEI	ANMOL SEKHRI CONSULTANTS PRIVATE LIMITED	B	319	12482.55
526869	KUMPFIN	BASANTI JAIN	S	29700	13.3
505523	MAHACORP	NILKANTHBALAJIBHOSALE	S	920459	1.39
544015	MISHDESIGN	RAMNATHAN BHARAT KADAYAM	B	15000	136
531959	NEWINFRA	STRANGER TRADEX PRIVATE LIMITED	S	1100000	21.04
543578	OLATECH	VAZRAPU SANYASI PRASAD	S	12000	217.35
531512	ORIENTTR	JASVINDER SINGH	S	70000	7.93
544021	PROTEAN	NK SECURITIES RESEARCH PVT. LTD.	S	344117	981.9
544021	PROTEAN	NK SECURITIES RESEARCH PVT. LTD.	B	343369	981.15
526823	RAJINFRA	PRAKASH JALAN HUF	B	30744	3.8
530617	SAMPRE	DARWIN PARSHOTTAM PATEL	S	35990	68.61
543366	SBLI	KAMUBEN DEVABHAI MARUDA	S	10800	27.41
543366	SBLI	NAVNEET KAUR	B	16800	27.63
542753	SEACOAST	MANISH RAICHAND SHAH	S	12093376	3.58
542753	SEACOAST	MULTIPLIER SHARE & STOCK ADVISORS PRIVATE LIMITED	S	1936997	3.59
542753	SEACOAST	MULTIPLIER SHARE & STOCK ADVISORS PRIVATE LIMITED	B	3250000	3.58
542753	SEACOAST	SETU SECURITIES PVT. LTD.	S	2300051	3.55
542753	SEACOAST	SETU SECURITIES PVT. LTD.	B	2729762	3.56
543391	SGFRL	NOPEA CAPITAL SERVICES PRIVATE LIMITED	B	168000	98
543391	SGFRL	POPATLAL TARACHAND JAIN	S	168000	98
543963	SHELTER	HEMANT NARESH JAIN HUF	B	66000	48.79
543963	SHELTER	MOHMADNAEEM MOHMADYUSUF LALA	S	60000	48.52
520086	SICALLOG	CINCO STOCK VISION LLP	B	25000	294.26
520086	SICALLOG	PARESH DHIRAJLAL SHAH	S	36000	294
541701	SUPERSHAKT	CONNECOR INVESTMENT ENTERPRISE LIMITED .	B	75000	454.7
537392	TAZAIN	PONNURU SIVA RATNA MAHA LAKSHMI PRASANNA	S	40000	9.9
539310	THINKINK	AVR INVESTMENT ADVISORS LLP	S	192000	78.65
539310	THINKINK	TUSHARKUMAR ASHOKBHAI SOLANKI	S	156000	78.55
536264	TIGERLOGS	SILVERTOSS SHOPPERS PRIVATE LIMITED	B	55000	568.99
539097	URSUGAR	SUJATA AJAY PANDEY	B	400000	13.65
539291	VASUDHAGAM	NAKSHI SATYENBHAI SHAH	S	20000	14.95
539291	VASUDHAGAM	SYNEMATIC MEDIA AND CONSULTING PRIVATE LIMITED	B	38633	14.88
533056	VEDAVAAG	JIGNEY BHACHECH (HUF)	B	134851	55.91
544011	VPL	MULTIPLIER SHARE & STOCK ADVISORS PRIVATE LIMITED	B	62400	71.2
540550	YUG	RAJESHKUMAR	S	36800	70.77

NSE

Security Code	Security Name	Client Name	Deal	Quantity	Price
ACSAL	Arvind and Company	MANSI SHARE AND STOCK ADVISORS PVT LTD	SELL	84000	56.87
ACSAL	Arvind and Company	SAURABH TRIPATHI	BUY	72000	59.22
ACSAL	Arvind and Company	SAURABH TRIPATHI	SELL	72000	57.93
ASKAUTOLDT	ASK Automotive Limited	GOLDMANSACHS FUNDS GOLDMANSACHS INDIA EQUITY PORTFOLIO	BUY	2320653	310.05
BABAFFP	Baba Food Processing	BLUESKY INFRA DEVELOPERS PRIVATE LIMITED	BUY	296000	76
BANG	Bang Overseas Limited	COMFORT CAPITAL PRIVATE LIMITED	BUY	69462	55.53
GODHA	Godha Cabcon Insulat Ltd	SAHASTRAA ADVISORS PRIVATE LIMITED	SELL	4426196	0.6
GOYALSALT	Goyal Salt Limited	TRYROCK CAPITAL TRUST I	SELL	114000	168.68
INNOVATIVE	Innovative Tyres & Tubes	SANIL RADHESHYAM KALRA	SELL	99000	4.64
KEL	Kundan Edifice Limited	HARISH KUMAR GUPTA	BUY	105600	99.22
KEL	Kundan Edifice Limited	PERUNDEVI KRISHNAN	BUY	60000	101.6
LAL	Lorenzini Apparels Ltd	DISCOVERY BUILDCON PRIVATE LIMITED	SELL	79752	274
LAL	Lorenzini Apparels Ltd	GI ENGINEERING SOLUTIONS LIMITED	BUY	72500	274
MICROPRO	Micropro Software Sol L	MULTIPLIER SHARE & STOCK ADVISORS PRIVATE LIMITED	BUY	86400	65.2
ONDOOR	On Door Concepts Limited	VIJIT GLOBAL SECURITIES PRIVATE LIMITED	BUY	90000	207.51
PLAZACABLE	Plaza Wires Limited	SARAVANA SECURITIES D.SATHYAMOORTHY	SELL	300000	118.07
PLAZACABLE	Plaza Wires Limited	SSPL WEALTH PRIVATE LIMITED	SELL	300000	116.3
SSFL	Srivari Spices N Foods L	NEOMILE GROWTH FUND - SERIES I	SELL	46000	147.75
TPHQ	Teamo Productions HQ Ltd	G G ENGINEERING LIMITED	SELL	907440	10.5
CLOUDPP	Var Cld Ltd Rs.2.5 ppd up	BALA SIVA SUBRAHMANYAM CHITTURI	SELL	22800	59.54
WOMANCART	Womancart Limited	ELANKUMARANPERIAKARUPPAN	SELL	73600	130.6
WOMANCART	Womancart Limited	MULTIPLIER SHARE & STOCK ADVISORS PRIVATE LIMITED	SELL	27200	130.6
WOMANCART	Womancart Limited	SATYA VIBHU MUPPANA	BUY	33600	130.6
WOMANCART	Womancart Limited	SHIVARJUN BYRAPANENI RAO	BUY	49600	130.6

Disclosure:

Research Reports that are published by Nirmal Bang Securities Private Limited (hereinafter referred to as “NBSPL”) are for private circulation only. NBSPL is a registered Research Analyst under SEBI (Research Analyst) Regulations, 2014 having Registration no. INH000001766. NBSPL is also a registered Stock Broker with National Stock Exchange of India Limited, BSE Limited, Metropolitan Stock Exchange of India Limited, Multi Commodity Exchange of India Limited and , National Commodity and Derivative Exchange Limited in Capital Market , Equity and Commodities derivatives segments and Currency Derivatives Segment .

NBSPL has other business divisions with independent research teams separated by Chinese walls, and therefore may, at times, have different or contrary views on stocks and markets.

NBSPL or its associates have not been debarred / suspended by SEBI or any other regulatory authority for accessing / dealing in securities Market since last 20 years. NBSPL, its associates or analyst or his relatives do not hold any financial interest (Except Investment) in the subject company. NBSPL or its associates or Analyst do not have any conflict or material conflict of interest at the time of publication of the research report with the subject company. NBSPL or its associates or Analyst or his relatives may or may not hold beneficial ownership of 1% or more in the subject company at the end of the month immediately preceding the date of publication of this research report.

NBSPL or its associates / analyst has not received any compensation / managed or co-managed public offering of securities of the company covered by Analyst during the past twelve months. NBSPL or its associates have not received any compensation or other benefits from the company covered by Analyst or third party in connection with the research report. Analyst has not served as an officer, director or employee of Subject Company. NBSPL / analyst has not been engaged in market making activity of the subject company.

Analyst Certification: The research analysts and authors of these reports, hereby certify that the views expressed in this research report accurately reflects my/our personal views about the subject securities, issuers, products, sectors or industries. It is also certified that no part of the compensation of the analyst(s) was, is, or will be directly or indirectly related to the inclusion of specific recommendations or views in this research. The analyst(s) principally responsible for the preparation of this research report and has taken reasonable care to achieve and maintain independence and objectivity in making any recommendations.

Disclaimer:

The Research Report is for the personal information of the authorized recipient and does not construe to be any investment, legal or taxation advice. NBSPL is not soliciting any action based upon it. Nothing in the research report shall be construed as a solicitation to buy or sell any security or product, or to engage in or refrain from engaging in any such transaction. In preparing the research report, we did not take into account the investment objectives, financial situation and particular needs of the reader.

The research report has been prepared for the general use of the clients of NBSPL and must not be copied, either in whole or in part, or distributed or redistributed to any other person in any form. If you are not the intended recipient you must not use or disclose the information in the research report in any way. Though disseminated to all the customers simultaneously, not all customers may receive the research report at the same time. NBSPL will not treat recipients as customers by virtue of their receiving the research report. The research report is not directed or intended for distribution to or use by any person or entity resident in a state, country or any jurisdiction, where such distribution, publication, availability or use would be contrary to law, regulation or which would subject NBSPL & its group companies to registration or licensing requirements within such jurisdictions.

The report is based on the information obtained from sources believed to be reliable, but we do not make any representation or warranty that it is accurate, complete or up-to-date and it should not be relied upon as such. We accept no obligation to correct or update the information or opinions in it. NBSPL or any of its affiliates or employees shall not be in any way responsible for any loss or damage that may arise to any person from any inadvertent error in the information contained in the research report. NBSPL or any of its affiliates or employees do not provide, at any time, any express or implied warranty of any kind, regarding any matter pertaining to this report, including without limitation the implied warranties of merchantability, fitness for a particular purpose, and non-infringement. The recipients of the research report should rely on their own investigations.

This information is subject to change without any prior notice. NBSPL reserves its absolute discretion and right to make or refrain from making modifications and alterations to this statement from time to time. Nevertheless, NBSPL is committed to providing independent and transparent recommendations to its clients, and would be happy to provide information in response to specific client queries.

Before making an investment decision on the basis of research report, the reader needs to consider, with or without the assistance of an adviser, whether the advice is appropriate in light of their particular investment needs, objectives and financial circumstances. There are risks involved in securities trading. The price of securities can and does fluctuate, and an individual security may even become valueless. International investors are reminded of the additional risks inherent in international investments, such as currency fluctuations and international stock market or economic conditions, which may adversely affect the value of the investment. Opinions expressed are subject to change without any notice. Neither the company nor the director or the employees of NBSPL accept any liability whatsoever for any direct, indirect, consequential or other loss arising from any use of the research report and/or further communication in relation to the research report. Here it may be noted that neither NBSPL, nor its directors, employees, agents or representatives shall be liable for any damages whether direct or indirect, incidental, special or consequential including lost revenue or lost profit that may arise from or in connection with the use of the information contained in the research report.

Copyright of this document vests exclusively with NBSPL.

Our reports are also available on our website

Registration granted by SEBI and certification from NISM in no way guarantee performance of NBSPL or provide any assurance of returns to investors.

Nirmal Bang Research (Division of Nirmal Bang Securities Pvt. Ltd.)

B-2, 301/302, Marathon Innova,
Opp. Peninsula Corporate Park
Off. Ganpatrao Kadam Marg
Lower Parel(W), Mumbai-400013
Board No. : 91 22 6723 8000/8001
Fax. : 022 6723 8010